



## Ramsay School

3 Russell St  
Ramsay, MT 59748

Grades Served: PK-5

Student Enrollment: 121

Per Pupil Expenditures: \$11,776.21

### Montana Accountability System

As required under the Every Student Succeeds Act (ESSA), Montana developed an accountability system to meaningfully differentiate schools by the support needed.

Schools are identified as one of the following:

- Comprehensive Support & Improvement (CSI) Schools
- Targeted Support & Improvement (TSI) Schools
- Additional Targeted Support & Improvement (ATSI) Schools
- Universal Support Schools

[Click here for more detail about Accountability](#)

### School Accountability Designation

## Additional Targeted Support

#### Report Card Definitions & Methodology

Due to rounding, percentages on each page may not add up to 100%.

An asterisk ( \* ) indicates this number has been suppressed for student privacy and security reasons (**Privacy & Security Details**) or the data was either not available or could not be reported. For more information about why data may not be available or reported, visit the **Report Card Information page**.

### Student Achievement Scores

#### Mathematics



	Novice	Nearing Proficient	Proficient	Advanced
School	32%	36%	20%	12%
District	35%	33%	23%	9%
State	34%	29%	22%	15%

	Novice	Nearing Proficient	Proficient	Advanced
School	32%	36%	20%	12%
District	35%	33%	23%	9%
State	34%	29%	22%	15%

#### Reading



	Novice	Nearing Proficient	Proficient	Advanced
School	25%	24%	29%	22%
District	28%	27%	29%	16%
State	30%	24%	29%	17%

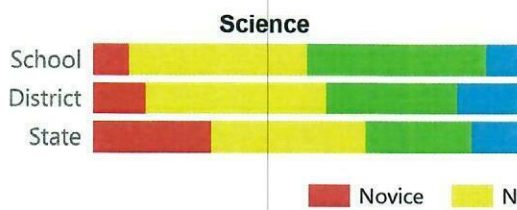
	Novice	Nearing Proficient	Proficient	Advanced
School	25%	24%	29%	22%
District	28%	27%	29%	16%
State	30%	24%	29%	17%

	Novice	Nearing Proficient	Proficient	Advanced
School	8%	42%	42%	8%
District	12%	42%	30%	15%

	Novice	Nearing Proficient	Proficient	Advanced
School	8%	42%	42%	8%
District	12%	42%	30%	15%

Due to rounding, percentages on each page may not add up to 100%.

An asterisk ( \* ) indicates this number has been suppressed for student privacy and security reasons (**Privacy & Security Details**).

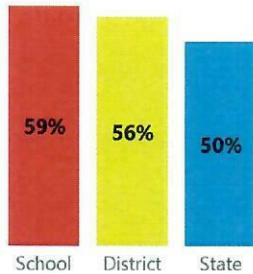


State	28%	36%	25%	12%
-------	-----	-----	-----	-----

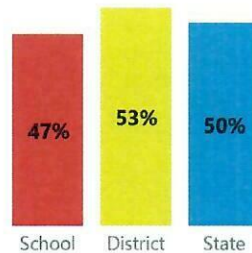
[Click here for more detail about Student Achievement](#)

## Student Achievement Progress Scores

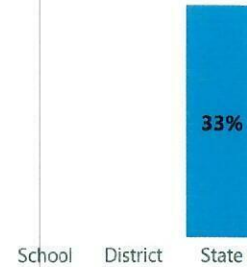
% of students showing progress in Reading



% of students showing progress in Mathematics



% of English Learners showing progress toward English proficiency



## English Learners

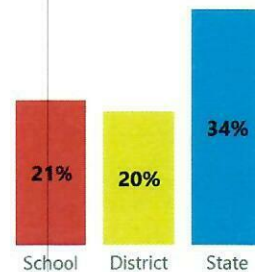
# English Learners  
# Assessed  
# Achieved Proficiency  
# Progress Eligible  
% Achieved Proficiency  
% Students Showing Progress on the EL Assessment

\*  
\*  
\*  
\*  
\*  
\*

## School Attendance

% of students with at least 95% attendance for the entire school year

[Click for more information on Attendance](#)



## Educator Qualifications

[Click here for details on Educator Qualifications \(inexperienced educators, emergency provisional licenses, educators working out of field\)](#)

## School Quality, Climate, and Safety

Source: Civil Rights Data Collection as published by the US Department of Education Office of Civil Rights.

An asterisk ( \* ) indicates this number has been suppressed for student privacy and security reasons ([Privacy & Security Details](#)).

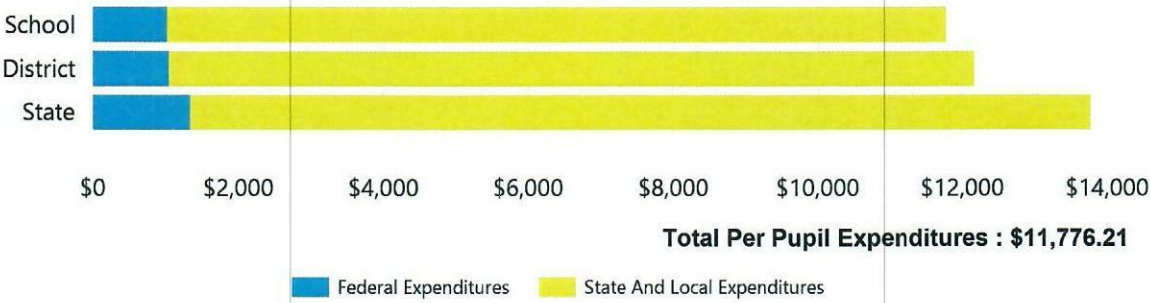
[Click here for details on Montana Civil Rights Data Collection](#)

Due to rounding, percentages on each page may not add up to 100%.

An asterisk ( \* ) indicates this number has been suppressed for student privacy and security reasons ([Privacy & Security Details](#)).

School Finance

Per Pupil Expenditures for Ramsay School



[Click here for more details on Per Pupil Expenditures](#)

Due to rounding, percentages on each page may not add up to 100%.  
An asterisk ( \* ) indicates this number has been suppressed for student privacy and security reasons ([Privacy & Security Details](#)).