



Ramsay Middle School

3 Russell St
Ramsay, MT 59748

Grades Served: 6-8

Student Enrollment: 43

Per Pupil Expenditures: \$13,428.33

Montana Accountability System

As required under the Every Student Succeeds Act (ESSA), Montana developed an accountability system to meaningfully differentiate schools by the support needed.

Schools are identified as one of the following:

- Comprehensive Support & Improvement (CSI) Schools
- Targeted Support & Improvement (TSI) Schools
- Additional Targeted Support & Improvement (ATSI) Schools
- Universal Support Schools

Mathematics



	Novice	Nearing Proficient	Proficient	Advanced
School	23%	40%	14%	23%
District	26%	38%	21%	15%
State	34%	30%	22%	15%

Reading



	Novice	Nearing Proficient	Proficient	Advanced
School	30%	26%	28%	16%
District	32%	25%	26%	17%
State	30%	24%	29%	17%

Science



	Novice	Nearing Proficient	Proficient	Advanced
School	7%	53%	7%	33%
District	15%	54%	18%	13%
State	26%	37%	25%	12%

[Click here for more detail about Student Achievement](#)

Due to rounding, percentages on each page may not add up to 100%.

An asterisk (*) indicates this number has been suppressed for student privacy and security reasons (Privacy & Security Details).

}
}
}

School Accountability Designation

Universal Support

Report Card Definitions & Methodology

Due to rounding, percentages on each page may not add up to 100%. An asterisk (*) indicates this number has been suppressed for student privacy and security reasons (Privacy & Security Details) or the data was either not available or could not be reported. For more information about why data may not be available or reported, visit the Report Card Information page.

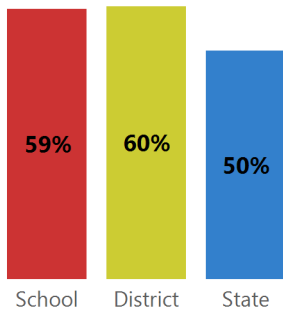
[Click here for more detail about Accountability](#)

Student Achievement Scores

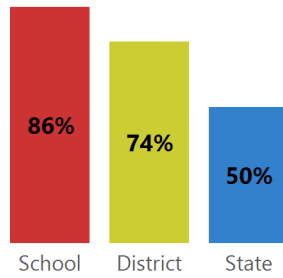
 Novice  Nearing Proficient  Proficient  Advanced

Due to rounding, percentages on each page may not add up to 100%. An asterisk (*) indicates this number has been suppressed for student privacy and security reasons (Privacy & Security Details).

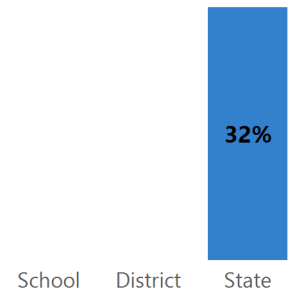
% of students showing progress in Reading



% of students showing progress in Mathematics



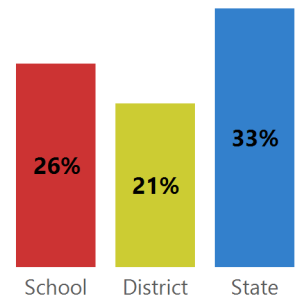
% of English Learners showing progress toward English proficiency



English Learners

# English Learners	*
# Assessed	*
# Achieved Proficiency	*
# Progress Eligible	*
% Achieved Proficiency	*
% Students Showing Progress on the EL Assessment	*

% of students with at least 95% attendance for the entire school year



[Click for more information on Attendance](#)

Due to rounding, percentages on each page may not add up to 100%.

An asterisk (*) indicates this number has been suppressed for student privacy and security reasons ([Privacy & Security Details](#)).

Student Achievement Progress Scores

School Attendance

Educator Qualifications

[Click here for details on Educator Qualifications \(inexperienced educators, emergency provisional licenses, educators working out of field\)](#)

School Quality, Climate, and Safety

Source: [Civil Rights Data Collection as published by the US Department of Education Office of Civil Rights](#).

An asterisk (*) indicates this number has been suppressed for student privacy and security reasons ([Privacy & Security Details](#)).

[Click here for details on Montana Civil Rights Data Collection](#)

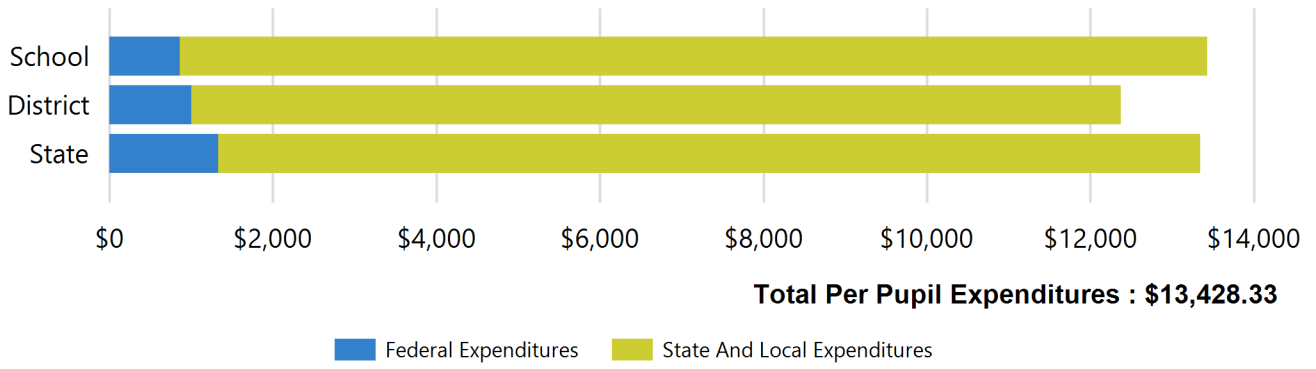
School Finance

Due to rounding, percentages on each page may not add up to 100%.

An asterisk (*) indicates this number has been suppressed for student privacy and security reasons ([Privacy & Security Details](#)).

**Due to rounding, percentages on each page may not add up to 100%.
An asterisk (*) indicates this number has been suppressed for student privacy and security reasons (Privacy & Security Details).**

Per Pupil Expenditures for Ramsay Middle School



[Click here for more details on Per Pupil Expenditures](#)

**Due to rounding, percentages on each page may not add up to 100%.
An asterisk (*) indicates this number has been suppressed for student privacy and security reasons ([Privacy & Security Details](#)).**