



Ramsay Middle School

3 Russell St
Ramsay, MT 59748

Grades Served: 6-8

Student Enrollment: 47

Per Pupil Expenditures: \$10,043.66

Montana Accountability System

As required under the Every Student Succeeds Act (ESSA), Montana developed an accountability system to meaningfully differentiate schools by the support needed.

Schools are identified as one of the following:

- Comprehensive Support & Improvement (CSI) Schools
- Targeted Support & Improvement (TSI) Schools
- Universal Support Schools

Mathematics




| | Novice | Nearing Proficient | Proficient | Advanced |
|----------|--------|--------------------|------------|----------|
| School | 47% | 24% | 24% | 4% |
| District | 42% | 30% | 24% | 5% |
| State | 35% | 30% | 21% | 14% |

Reading



| | Novice | Nearing Proficient | Proficient | Advanced |
|----------|--------|--------------------|------------|----------|
| School | 38% | 24% | 27% | 11% |
| District | 36% | 24% | 29% | 11% |
| State | 30% | 24% | 29% | 17% |

Science



| | Novice | Nearing Proficient | Proficient | Advanced |
|----------|--------|--------------------|------------|----------|
| School | 43% | 29% | 29% | 0% |
| District | 29% | 39% | 23% | 10% |
| State | 27% | 37% | 24% | 12% |

[Click here for more detail about Student Achievement](#)

Due to rounding, percentages on each page may not add up to 100%.

An asterisk (*) indicates this number has been suppressed for student privacy and security reasons ([Privacy & Security Details](#)).

3
7
3

School Accountability Designation

Universal Support

Report Card Definitions & Methodology

**Due to rounding, percentages on each page may not add up to 100%.
An asterisk (*) indicates this number has been suppressed for student privacy and security reasons ([Privacy & Security Details](#)) or the data was either not available or could not be reported. For more information about why data may not be available or reported, visit the [Report Card Information page](#).**

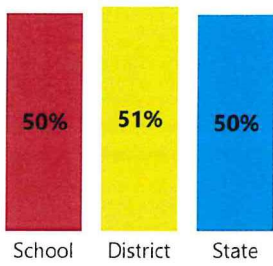
[Click here for more detail about Accountability](#)

Student Achievement Scores

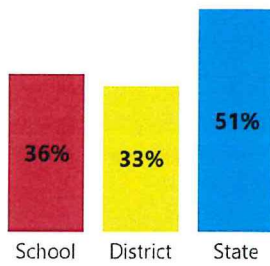
 Novice  Nearing Proficient  Proficient  Advanced

**Due to rounding, percentages on each page may not add up to 100%.
An asterisk (*) indicates this number has been suppressed for student privacy and security reasons ([Privacy & Security Details](#)).**

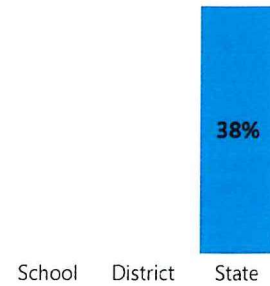
% of students showing progress in Reading



% of students showing progress in Mathematics



% of English Learners showing progress toward English proficiency



English Learners

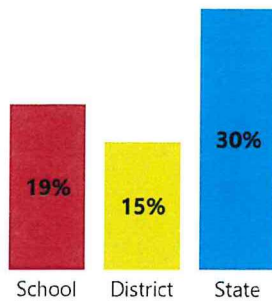
| | |
|--|---|
| # English Learners | * |
| # Assessed | * |
| % Achieved Proficiency | * |
| % Students Showing Progress on the EL Assessment | * |

% of students with at least 95% attendance for the entire school year

[Click for more information on Attendance](#)

Student Achievement Progress Scores

School Attendance



Educator Qualifications

[Click here for details on Educator Qualifications \(inexperienced educators, emergency provisional licenses, educators working out of field\)](#)

School Quality, Climate, and Safety

Source: Civil Rights Data Collection [as published by the US Department of Education Office of Civil Rights](#).

An asterisk (*) indicates this number has been suppressed for student privacy and security reasons ([Privacy & Security Details](#)).

[Click here for details on Montana Civil Rights Data Collection](#)

School Finance

Due to rounding, percentages on each page may not add up to 100%.

An asterisk (*) indicates this number has been suppressed for student privacy and security reasons ([Privacy & Security Details](#)).

**Due to rounding, percentages on each page may not add up to 100%.
An asterisk (*) indicates this number has been suppressed for student privacy and security reasons (Privacy & Security Details).**