

# 2020-21 School Report Card



## Ramsay School

3 Russell St  
Ramsay, MT 59748

Grades Served: PK-6  
Student Enrollment: 120  
Per Pupil Expenditures: \$13,056.60

<b>Montana Accountability System</b>	<b>School Identification</b>
--------------------------------------	------------------------------

As required under the Every Student Succeeds Act (ESSA), Montana developed an accountability system to meaningfully differentiate schools by the support needed.

Schools are identified as one of the following:


- Comprehensive Support & Improvement (CSI) Schools
- Targeted Support & Improvement (TSI) Schools
- Universal Support Schools

## Universal Support


Report Card Definitions & Methodology

**Due to rounding, percentages on each page may not add up to 100%. An asterisk ( \* ) indicates this number has been suppressed for student privacy and security reasons (Privacy & Security Details) or the data was either not available or could not be reported. For more information about why data may not be available or reported, visit the Report Card Information page.**

### Student Achievement Scores



	Novice	Nearing Proficient	Proficient	Advanced
School	34%	29%	28%	9%
District	36%	31%	24%	8%
State	34%	31%	21%	13%



	Novice	Nearing Proficient	Proficient	Advanced
School	41%	22%	22%	15%
District	38%	25%	26%	11%
State	29%	25%	29%	17%



	Novice	Nearing Proficient	Proficient	Advanced
School	*	*	*	*
District	*	*	*	*
State	39%	35%	19%	6%

■ Novice   
 ■ Nearing Proficient   
 ■ Proficient   
 ■ Advanced

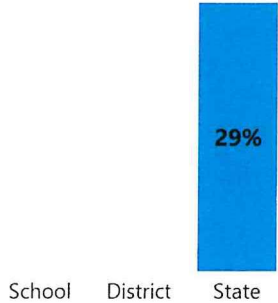
[Click here for more detail about Student Achievement](#)

### Student Achievement Progress Scores

**Due to rounding, percentages on each page may not add up to 100%. An asterisk ( \* ) indicates this number has been suppressed for student privacy and security reasons (Privacy & Security Details).**

% of English Learners showing progress toward English proficiency

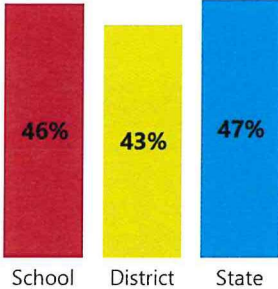
with P  
atio



**English Learners**

# Assessed	*
% Achieved Proficiency	*
% Students Showing Progress on the EL Assessment	*

% of students with at least 95% attendance for the entire school year



Click for more information on Attendance

Click here for details on Educator Qualifications (inexperienced educators, emergency provisional licenses, educators working out of field)

---

## School Attendance

---

## Educator Qualifications

---

## School Quality, Climate, and Safety

Source: Civil Rights Data Collection as published by the US Department of Education Office of Civil Rights.

An asterisk ( \* ) indicates this number has been suppressed for student privacy and security reasons ([Privacy & Security Details](#)).

[Click here for details on Montana Civil Rights Data Collection](#)

---

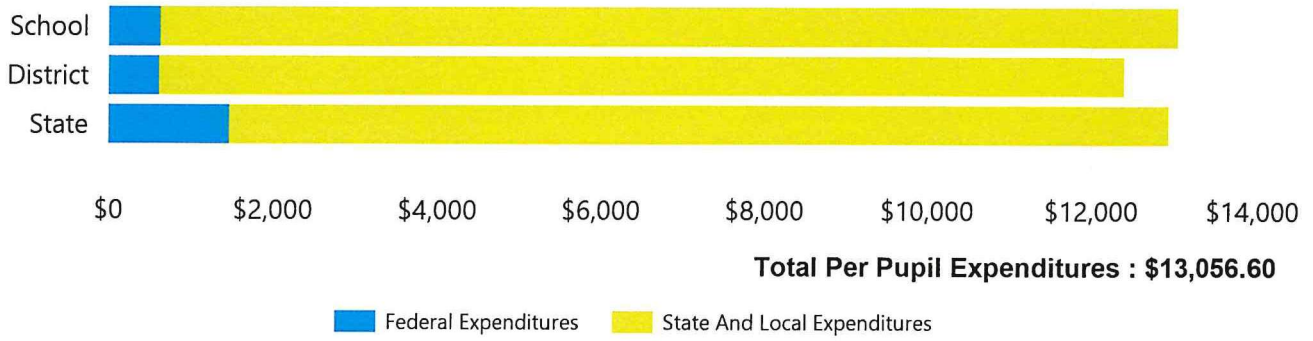
## School Finance

---

Due to rounding, percentages on each page may not add up to 100%.

An asterisk ( \* ) indicates this number has been suppressed for student privacy and security reasons ([Privacy & Security Details](#)).

### Per Pupil Expenditures for Ramsay School



[Click here for more details on Per Pupil Expenditures](#)

# 2020-21 School Report Card



## Ramsay 7-8

3 Russell St  
Ramsay, MT 59748

Grades Served: 7-8

Student Enrollment: 32

Per Pupil Expenditures: \$9,911.70

### Montana Accountability System

As required under the Every Student Succeeds Act (ESSA), Montana developed an accountability system to meaningfully differentiate schools by the support needed.

Schools are identified as one of the following:

- Comprehensive Support & Improvement (CSI) Schools
- Targeted Support & Improvement (TSI) Schools
- Universal Support Schools

### School Identification

## Universal Support

#### Report Card Definitions & Methodology

Due to rounding, percentages on each page may not add up to 100%. An asterisk ( \* ) indicates this number has been suppressed for student privacy and security reasons (**Privacy & Security Details**) or the data was either not available or could not be reported. For more information about why data may not be available or reported, visit the Report Card Information page.

### Student Achievement Scores

#### Mathematics



	Novice	Nearing Proficient	Proficient	Advanced
School	43%	36%	14%	7%
District	36%	31%	24%	8%
State	34%	31%	21%	13%

#### Reading



	Novice	Nearing Proficient	Proficient	Advanced
School	29%	32%	36%	4%
District	38%	25%	26%	11%
State	29%	25%	29%	17%

#### Science



	Novice	Nearing Proficient	Proficient	Advanced
School	*	*	*	*
District	*	*	*	*
State	39%	35%	19%	6%

■ Novice   
 ■ Nearing Proficient   
 ■ Proficient   
 ■ Advanced

[Click here for more detail about Student Achievement](#)

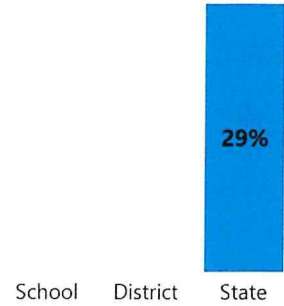
### Student Achievement Progress Scores

Due to rounding, percentages on each page may not add up to 100%.

An asterisk ( \* ) indicates this number has been suppressed for student privacy and security reasons (**Privacy & Security Details**).

% of English Learners showing progress toward English proficiency

with F  
.  
atio

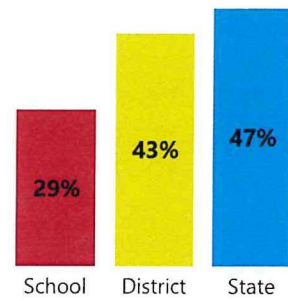


### English Learners

# Assessed	*
% Achieved Proficiency	*
% Students Showing Progress on the EL Assessment	*

% of students with at least 95% attendance for the entire school year

[Click for more information on Attendance](#)



[Click here for details on Educator Qualifications \(inexperienced educators, emergency provisional licenses, educators working out of field\)](#)

---

## School Attendance

---

## Educator Qualifications

---

## School Quality, Climate, and Safety

Source: Civil Rights Data Collection as published by the US Department of Education Office of Civil Rights.

An asterisk ( \* ) indicates this number has been suppressed for student privacy and security reasons ([Privacy & Security Details](#)).

[Click here for details on Montana Civil Rights Data Collection](#)

---

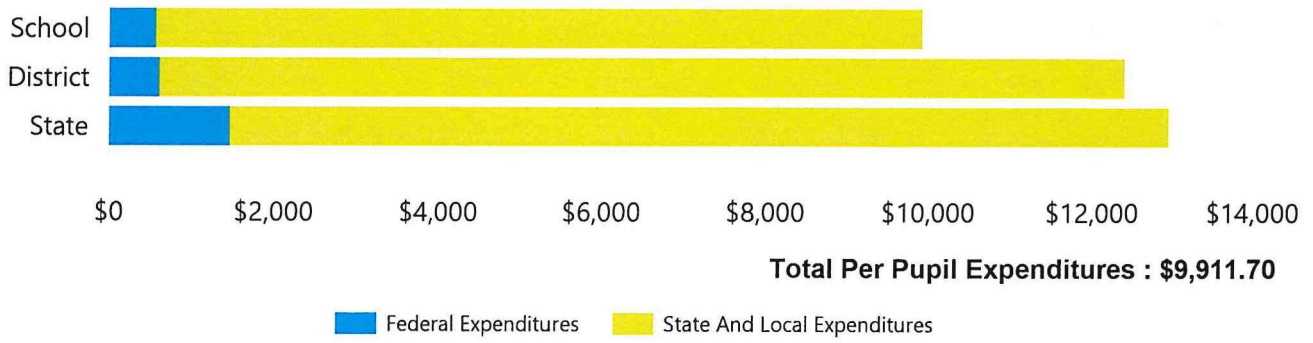
## School Finance

---

Due to rounding, percentages on each page may not add up to 100%.

An asterisk ( \* ) indicates this number has been suppressed for student privacy and security reasons ([Privacy & Security Details](#)).

### Per Pupil Expenditures for Ramsay 7-8



[Click here for more details on Per Pupil Expenditures](#)