

# 2018-19 School Report Card



## Ramsay School

3 Russell St  
Ramsay, MT 59748

Grades Served: PK-6  
Student Enrollment: 127  
Per Pupil Expenditures: \$9,810.28

### Montana Accountability System

As required under the Every Student Succeeds Act (ESSA), Montana developed an accountability system to meaningfully differentiate schools by the support needed.

Schools are identified as one of the following:

- Comprehensive Support & Improvement (CSI) Schools
- Targeted Support & Improvement (TSI) Schools
- Universal Support Schools

[Click here for more detail about Accountability](#)

### School Identification

## Universal Support

#### Report Card Definitions & Methodology

Due to rounding, percentages on each page may not add up to 100%. An asterisk ( \* ) indicates this number has been suppressed for student privacy and security reasons (Privacy & Security Details).


## Student Achievement Scores

### Mathematics



	Novice	Nearing Proficient	Proficient	Advanced
School	26%	37%	25%	12%
District	27%	35%	24%	14%
State	29%	30%	24%	17%

### Reading



	Novice	Nearing Proficient	Proficient	Advanced
School	28%	34%	23%	15%
District	26%	31%	30%	14%
State	26%	24%	31%	19%

### Science



	Novice	Nearing Proficient	Proficient	Advanced
School	6%	28%	56%	11%
District	3%	27%	60%	10%
State	11%	27%	42%	19%

■ Novice ■ Nearing Proficient ■ Proficient ■ Advanced

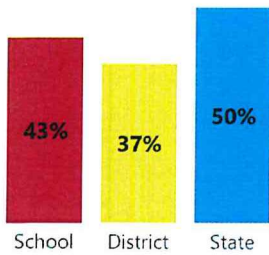
[Click here for more detail about Student Achievement](#)

Due to rounding, percentages on each page may not add up to 100%.

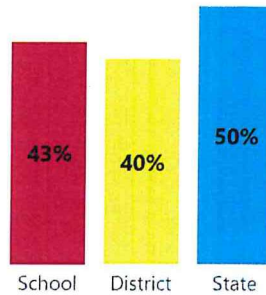
An asterisk ( \* ) indicates this number has been suppressed for student privacy and security reasons (Privacy & Security Details).

## Student Achievement Progress Scores

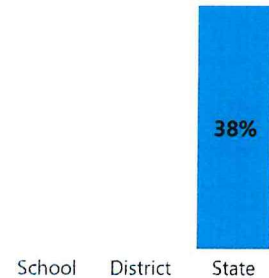
% of students showing progress in Reading



% of students showing progress in Mathematics



% of English Learners showing progress toward English proficiency

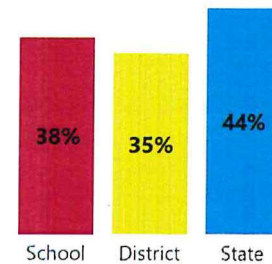


## English Learners

# English Learners	*
% Achieved Proficiency	*
% Students Showing Progress on the EL Assessment	*

## School Attendance

% of students with at least 95% attendance for the entire school year



## Educator Qualifications

[Click here for details on Educator Qualifications \(inexperienced educators, emergency provisional licenses, educators working out of field\)](#)

## School Quality, Climate, and Safety

Source: Civil Rights Data Collection as published by the US Department of Education Office of Civil Rights.

An asterisk ( \* ) indicates this number has been suppressed for student privacy and security reasons ([Privacy & Security Details](#)).

[Click here for details on Montana Civil Rights Data Collection](#)

## School Finance

Due to rounding, percentages on each page may not add up to 100%.

An asterisk ( \* ) indicates this number has been suppressed for student privacy and security reasons ([Privacy & Security Details](#)).

### Per Pupil Expenditures for Ramsay School

Total Per Pupil Expenditures : \$9,810.28



[Click here for more details on Per Pupil Expenditures](#)



# 2018-19 School Report Card



## Ramsay 7-8

3 Russell St  
Ramsay, MT 59748

Grades Served: 7-8  
Student Enrollment: 26  
Per Pupil Expenditures: \$9,810.28

### Montana Accountability System

As required under the Every Student Succeeds Act (ESSA), Montana developed an accountability system to meaningfully differentiate schools by the support needed.

Schools are identified as one of the following:

- Comprehensive Support & Improvement (CSI) Schools
- Targeted Support & Improvement (TSI) Schools
- Universal Support Schools

[Click here for more detail about Accountability](#)

### School Identification


## Universal Support

#### Report Card Definitions & Methodology

Due to rounding, percentages on each page may not add up to 100%. An asterisk ( \* ) indicates this number has been suppressed for student privacy and security reasons (Privacy & Security Details).

### Student Achievement Scores

#### Mathematics



	Novice	Nearing Proficient	Proficient	Advanced
School	30%	30%	22%	17%
District	27%	35%	24%	14%
State	29%	30%	24%	17%

#### Reading



	Novice	Nearing Proficient	Proficient	Advanced
School	22%	22%	48%	9%
District	26%	31%	30%	14%
State	26%	24%	31%	19%

#### Science



	Novice	Nearing Proficient	Proficient	Advanced
School	0%	25%	67%	8%
District	3%	27%	60%	10%
State	11%	27%	42%	19%

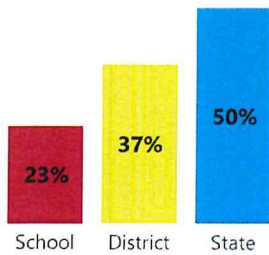
■ Novice   
 ■ Nearing Proficient   
 ■ Proficient   
 ■ Advanced

[Click here for more detail about Student Achievement](#)

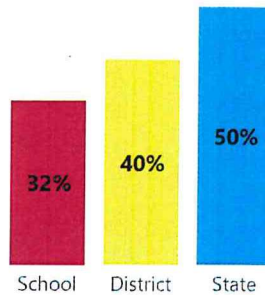
Due to rounding, percentages on each page may not add up to 100%. An asterisk ( \* ) indicates this number has been suppressed for student privacy and security reasons (Privacy & Security Details).

## Student Achievement Progress Scores

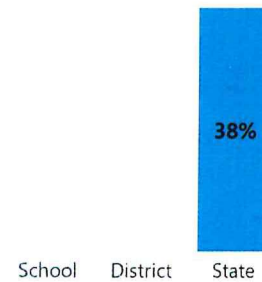
% of students showing progress in Reading



% of students showing progress in Mathematics



% of English Learners showing progress toward English proficiency

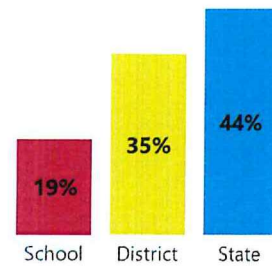


## English Learners

# English Learners	*
% Achieved Proficiency	*
% Students Showing Progress on the EL Assessment	*

## School Attendance

% of students with at least 95% attendance for the entire school year



## Educator Qualifications

[Click here for details on Educator Qualifications \(inexperienced educators, emergency provisional licenses, educators working out of field\)](#)

## School Quality, Climate, and Safety

Source: Civil Rights Data Collection [as published by the US Department of Education Office of Civil Rights](#).

An asterisk ( \* ) indicates this number has been suppressed for student privacy and security reasons ([Privacy & Security Details](#)).

[Click here for details on Montana Civil Rights Data Collection](#)

## School Finance

Due to rounding, percentages on each page may not add up to 100%.

An asterisk ( \* ) indicates this number has been suppressed for student privacy and security reasons ([Privacy & Security Details](#)).

Per Pupil Expenditures for Ramsay 7-8

Total Per Pupil Expenditures : \$9,810.28



[Click here for more details on Per Pupil Expenditures](#)

---

Due to rounding, percentages on each page may not add up to 100%.  
An asterisk ( \* ) indicates this number has been suppressed for student privacy and security reasons ([Privacy & Security Details](#)).